

A Marshall Plan for Reconstructing National Statistical Offices After Conflict

**Practical Guidance
from International Principles**

Dominik A. Rozkrut

Introduction

- War impact statistics – agility of official statistics
- **Systems of Official Statistics during the war**
- **Systems of Official Statistics after the war**
- SOS: call for action

War impact statistics

- Statistics of aid and support for Ukraine in Poland
 - support granted by households to the inhabitants of Ukraine in the first half of 2022 on the basis of results of the Household Budget Survey
 - involvement of social economy entities in aid in connection with hostilities in Ukraine (February 24-31, 2022)
- Economic impacts of the war
 - business tendency surveys
- Review of additional statistical work related to the war

Review of additional statistical work related to the war

- The invasion on February 24 this year caused, out of concern for the life and health of their own and their loved ones
 - millions of people in Ukraine decided to leave their country and seek shelter outside its borders, mainly in Poland
- Statistics Poland reacted quickly, taking actions aimed at
 - providing statistical data on new phenomena caused by the situation and
 - enabling the assessment of its socio-economic impacts
- StatsPoland is also involved in cooperation with international organizations on the situation of refugees.

Statistics of aid and support for Ukraine in Poland

70.2%

of households in Poland granted support to the inhabitants of Ukraine in the period from February 24, 2022 to the end of the first half of 2022.

8,0 million

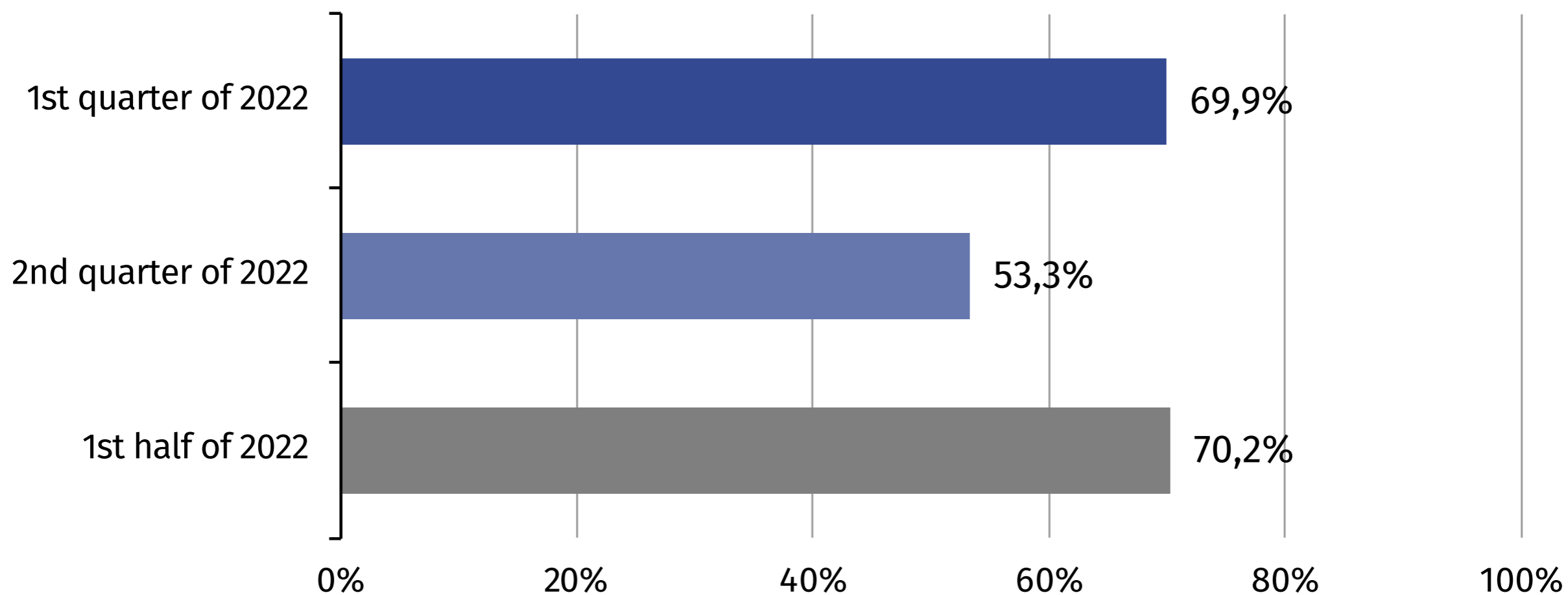
recipients of assistance were declared by social economy entities
24.02 – 31.03, 2022

(the number of recipients of assistance is not the same as the number of people who received assistance, because one person could benefit from the support of more than one social economy entity)

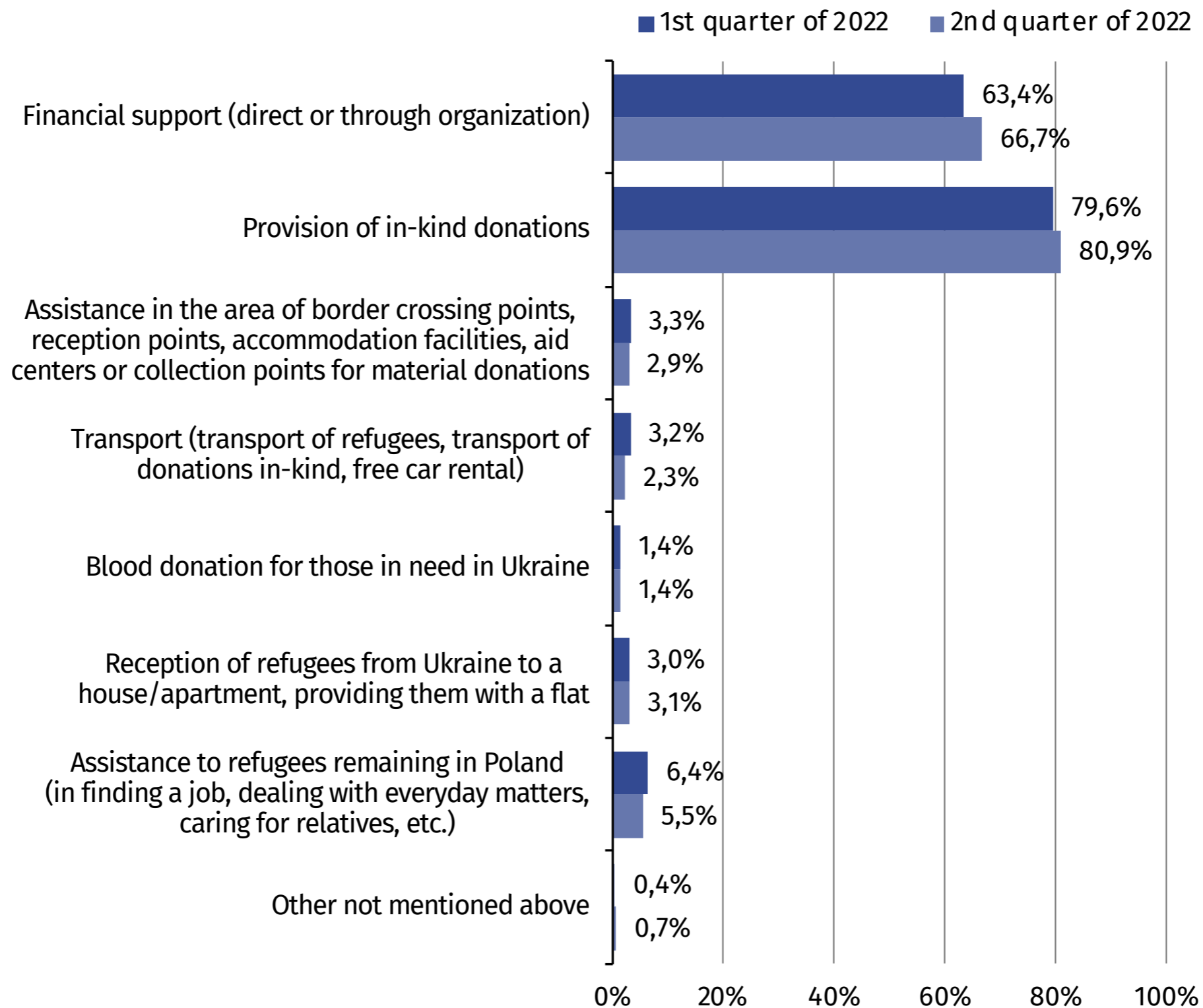
Support granted by households to the inhabitants of Ukraine in the first half of 2022 on the basis of results of the Household Budget Survey

- From February 24, 2022, to June 30, 2022,
 - 70.2% of households provided aid to the inhabitants of Ukraine
- In both quarters, among helping families,
 - the most frequently indicated forms of support were in-kind donations: around 4/5 of households
 - and financial aid (direct or through organizations): about 2/3

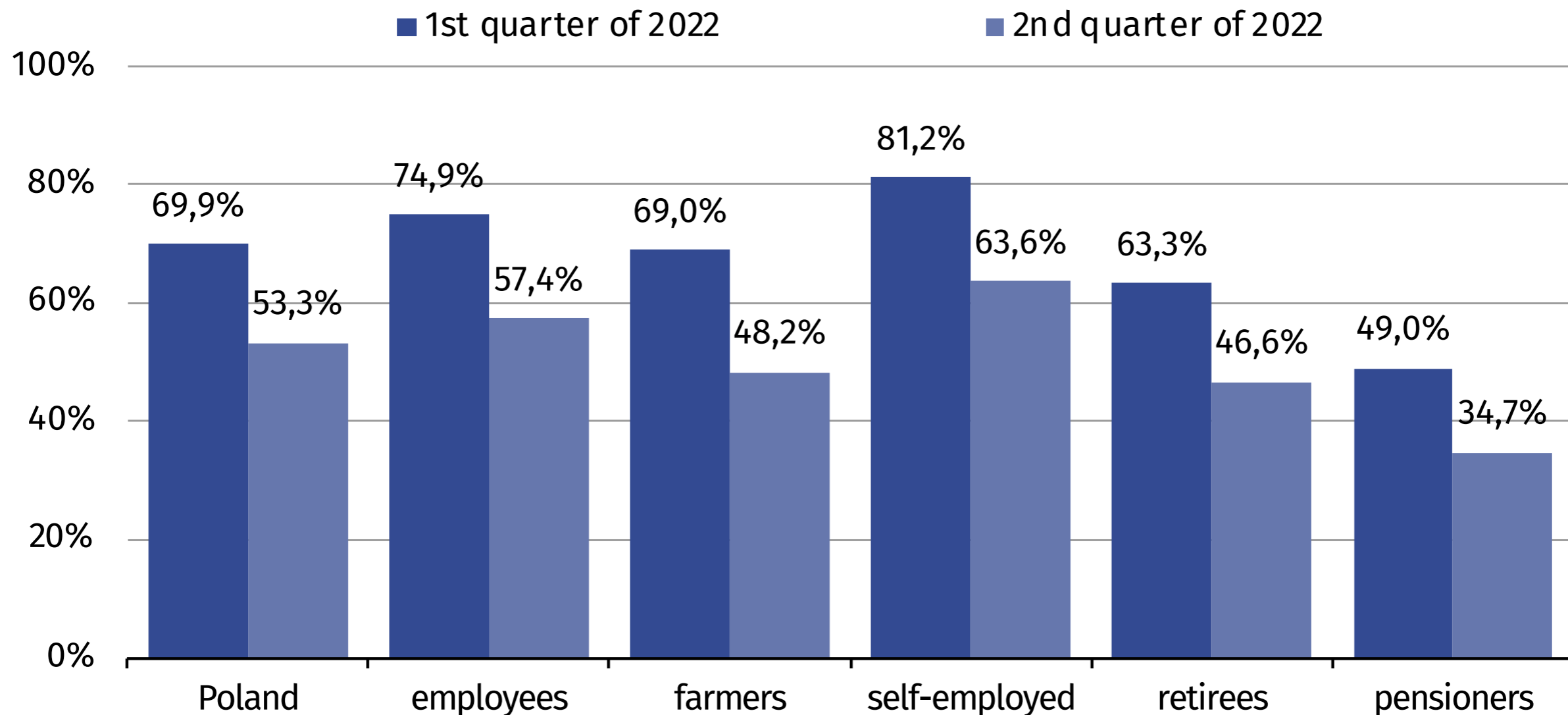
Percentage of households, which granted support to the inhabitants of Ukraine



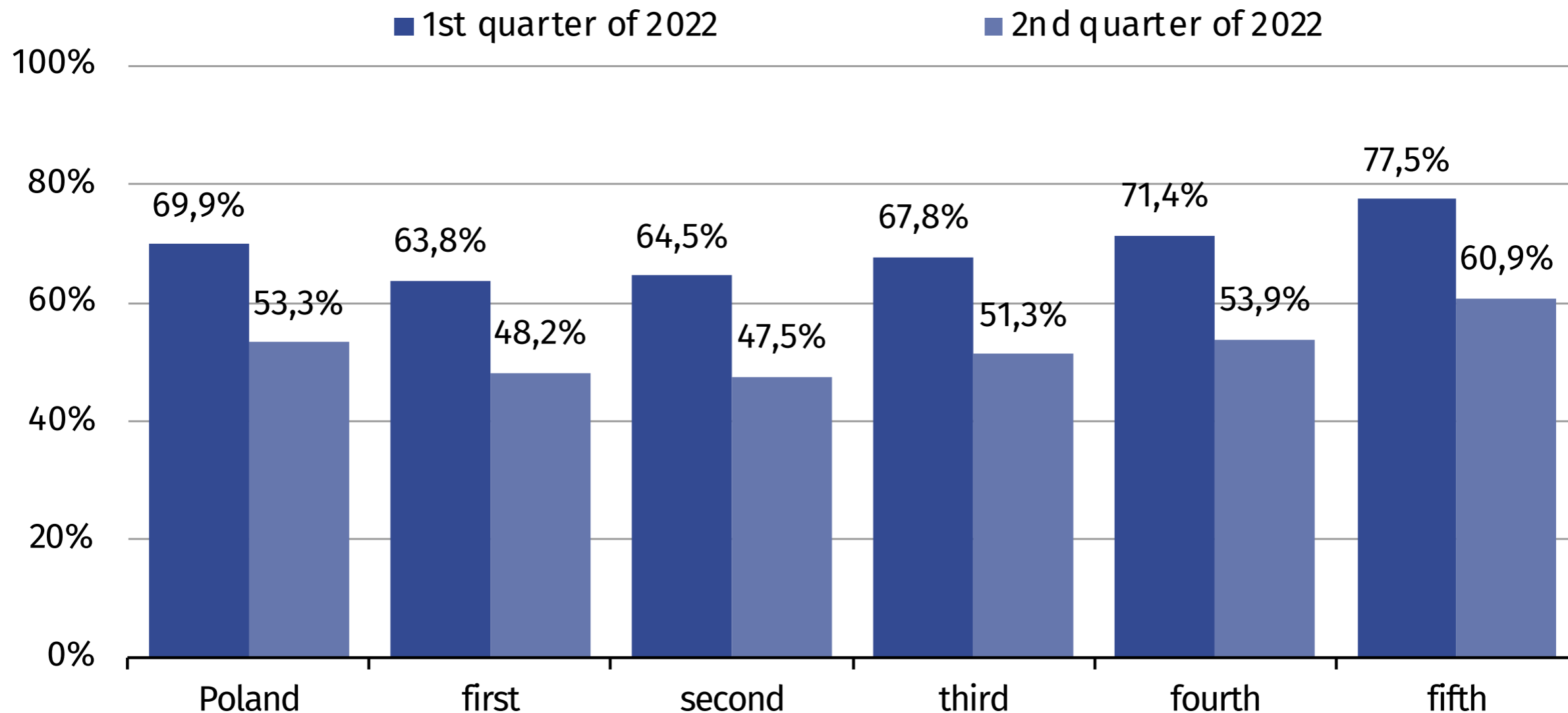
Percentage of households, which granted support to the inhabitants of Ukraine, by types of support



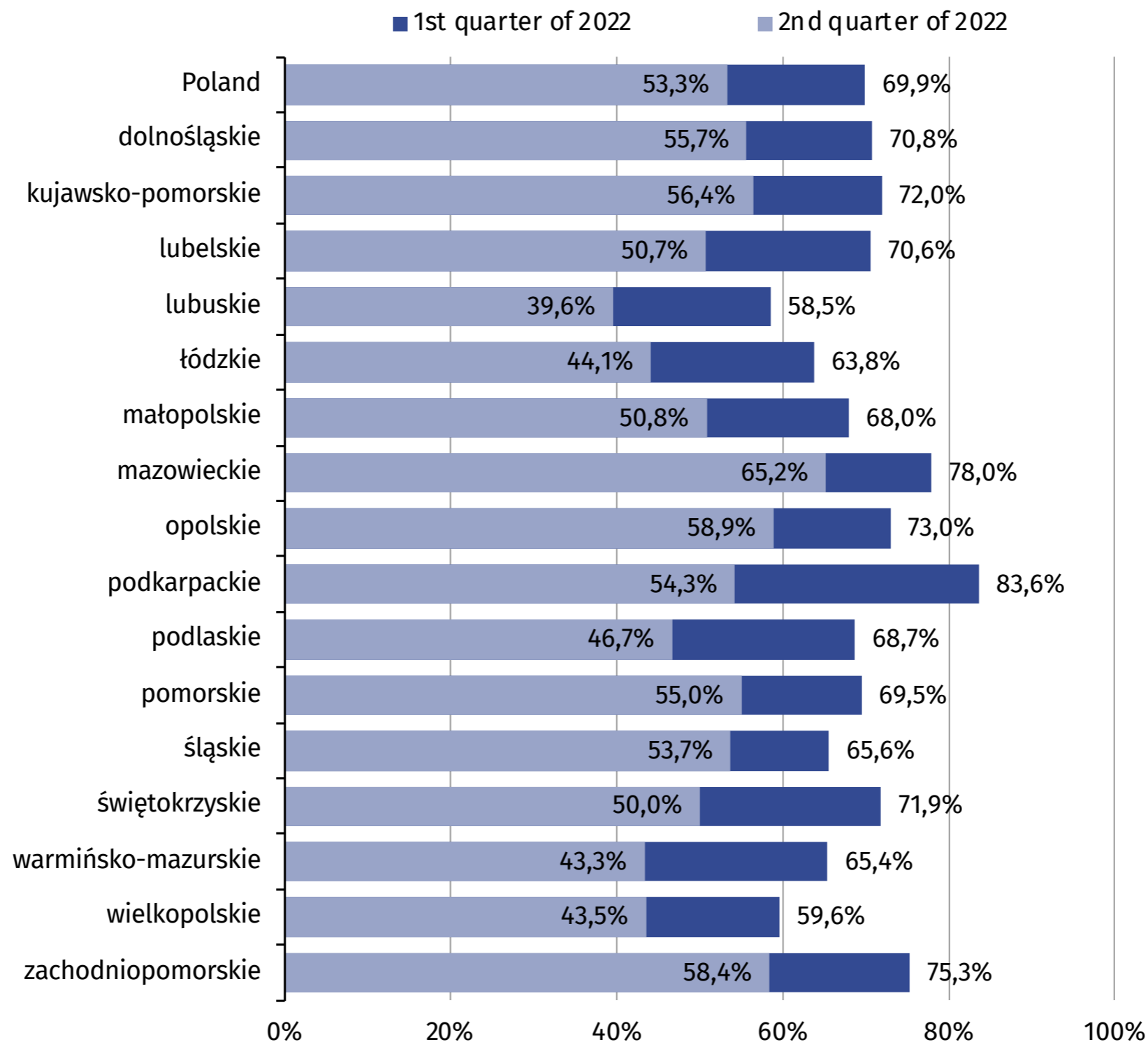
Percentage of households, which granted support to the inhabitants of Ukraine in the 1st and 2nd quarters of 2022 by socio-economic groups



Percentage of households, which granted support to the inhabitants of Ukraine in the 1st and 2nd quarters of 2022 by income quintile groups



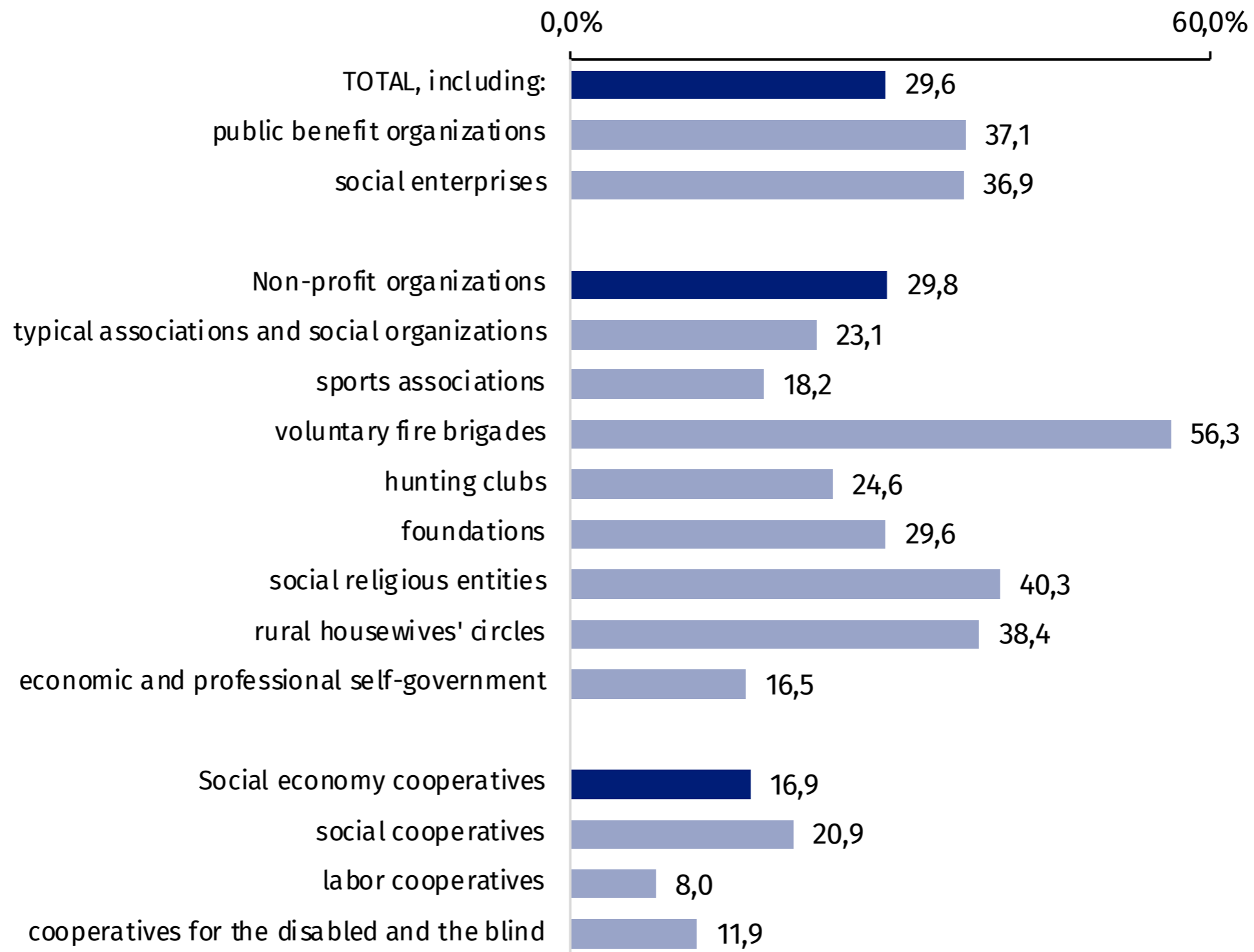
Percentage of households, which granted support to the inhabitants of Ukraine in the 1st and 2nd quarters of 2022 by regions



Involvement of social economy entities in aid in connection with hostilities in Ukraine (February 24-31, 2022)

- From February 24 to March 31, 2022
 - 28.8 thousand social economy entities (29.6%), including 28.6 thousand non-profit organizations (29.8%) and 0.2 thousand cooperatives (16.9%) (social economy sector)
- took additional measures to benefit those in need in connection with the war on the territory of Ukraine
 - providing those in need with material support with an estimated value of PLN 511 million and financial support of PLN 140 million
 - of 28.8 thousand social economy entities involved, 98.1% conducted activities in Poland and 7.8% in Ukraine

Percentage of social economy entities involved in assistance related to the war in Ukraine between February 24 and March 31, 2022

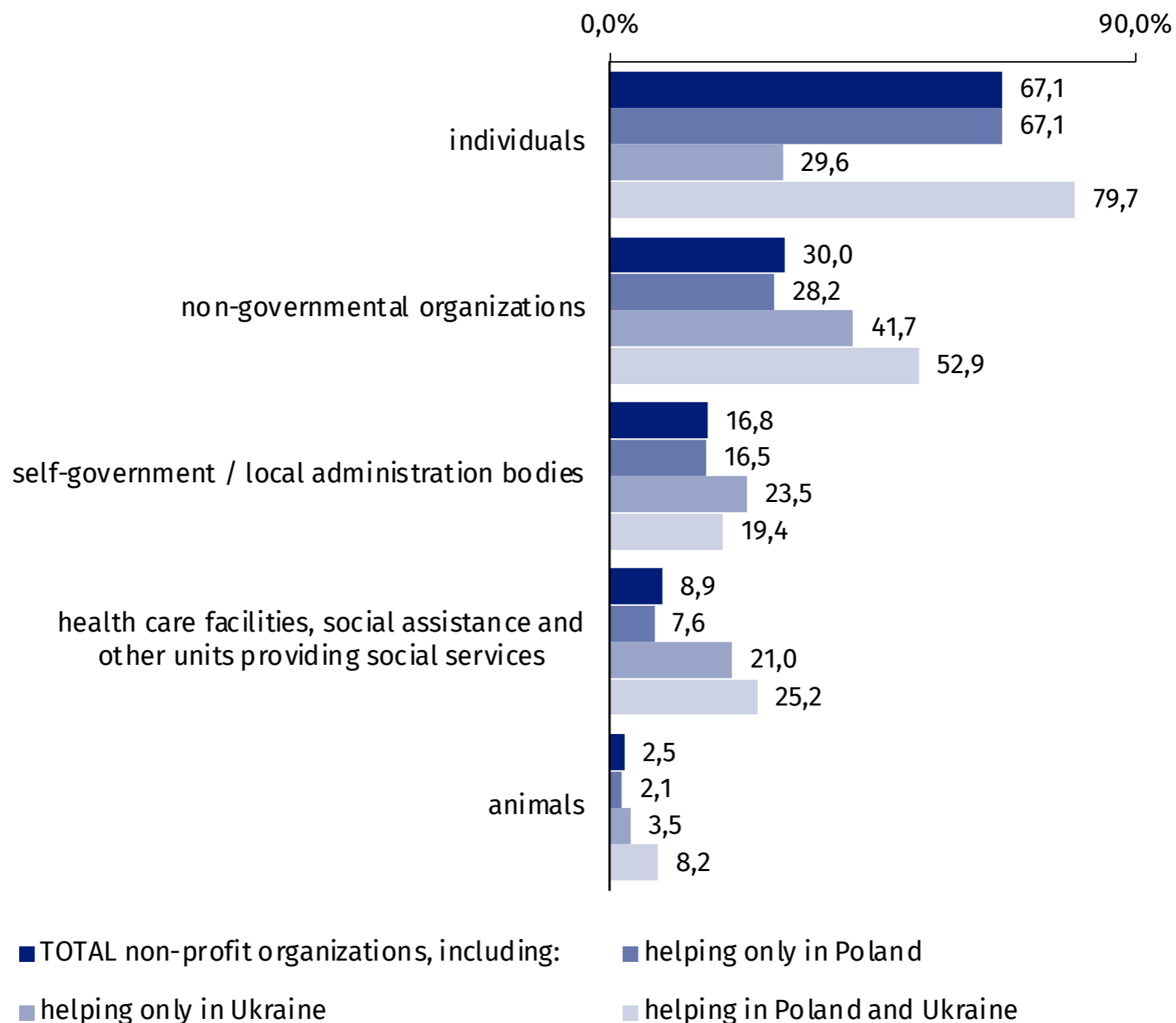


Involvement of social economy entities in aid in connection with hostilities in Ukraine (February 24-31, 2022)

- The primary recipients of aid provided by social economy entities in connection with the war in Ukraine were natural persons
 - they were supported by 67.1% of non-profit organizations and 99.1% of cooperatives declaring their commitment to helping
- 8.0 million recipients of assistance were declared by social economy entities

the number of recipients of aid is not the same as the number of people who received help, because one person could benefit from the support of more than one social economy entity

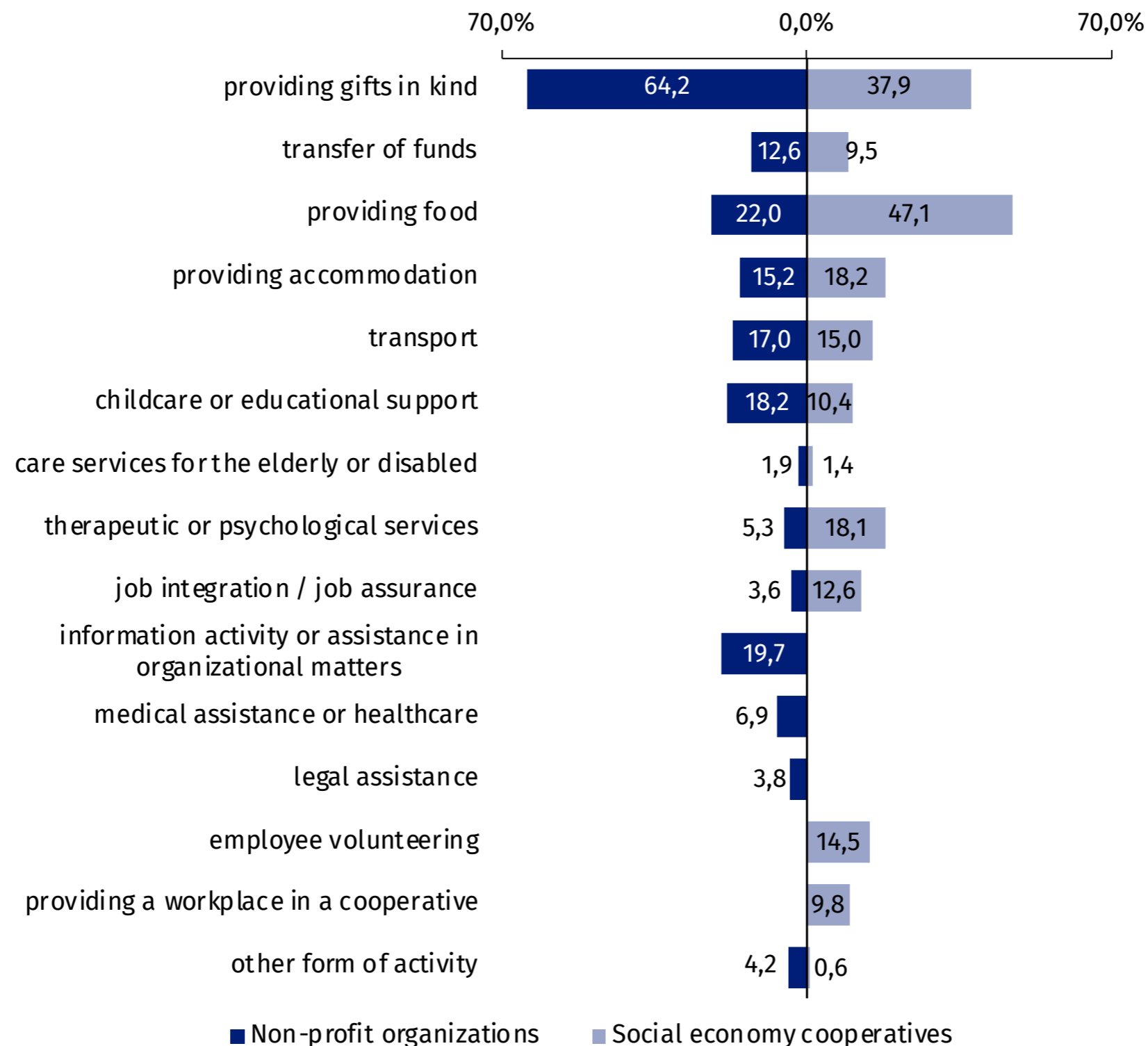
Percentage of non-profit organizations by type of aid recipient (between February 24 and March 31, 2022)



Involvement of social economy entities in aid in connection with hostilities in Ukraine (February 24-31, 2022)

- On average, there were 447 recipients per non-profit organization providing assistance to natural persons; in half of the cases, it was no more than 21 persons.
 - organizations providing aid only in Poland indicated 5.2 million recipients,
 - operating in both countries - 2.6 million recipients, and
 - only in Ukraine - 0.1 million recipients
- One of the most basic forms of aid in connection with hostilities in Ukraine was a donation in kind (64.2% of non-profit organizations and 37.9% of cooperatives).
- The estimated value of in-kind support provided by non-profit organizations amounted to PLN 509.3 million, and in the case of cooperatives, PLN 1.8 million (PLN 511.1 million in total)

Percentage of social economy entities by form of assistance (between February 24 and March 31, 2022)



Economic impacts of the war - business tendency surveys

- In most of the kinds of activities, October's general business climate indicator is at a lower level than the previous months
 - in each of the presented areas, it is below the long-term mean
- Optimistic assessments are noted only by two sections
 - financial and insurance activities along with information and communication
- while the most pessimistic ones are by sections of
 - accommodation and food service activities, construction, and manufacturing

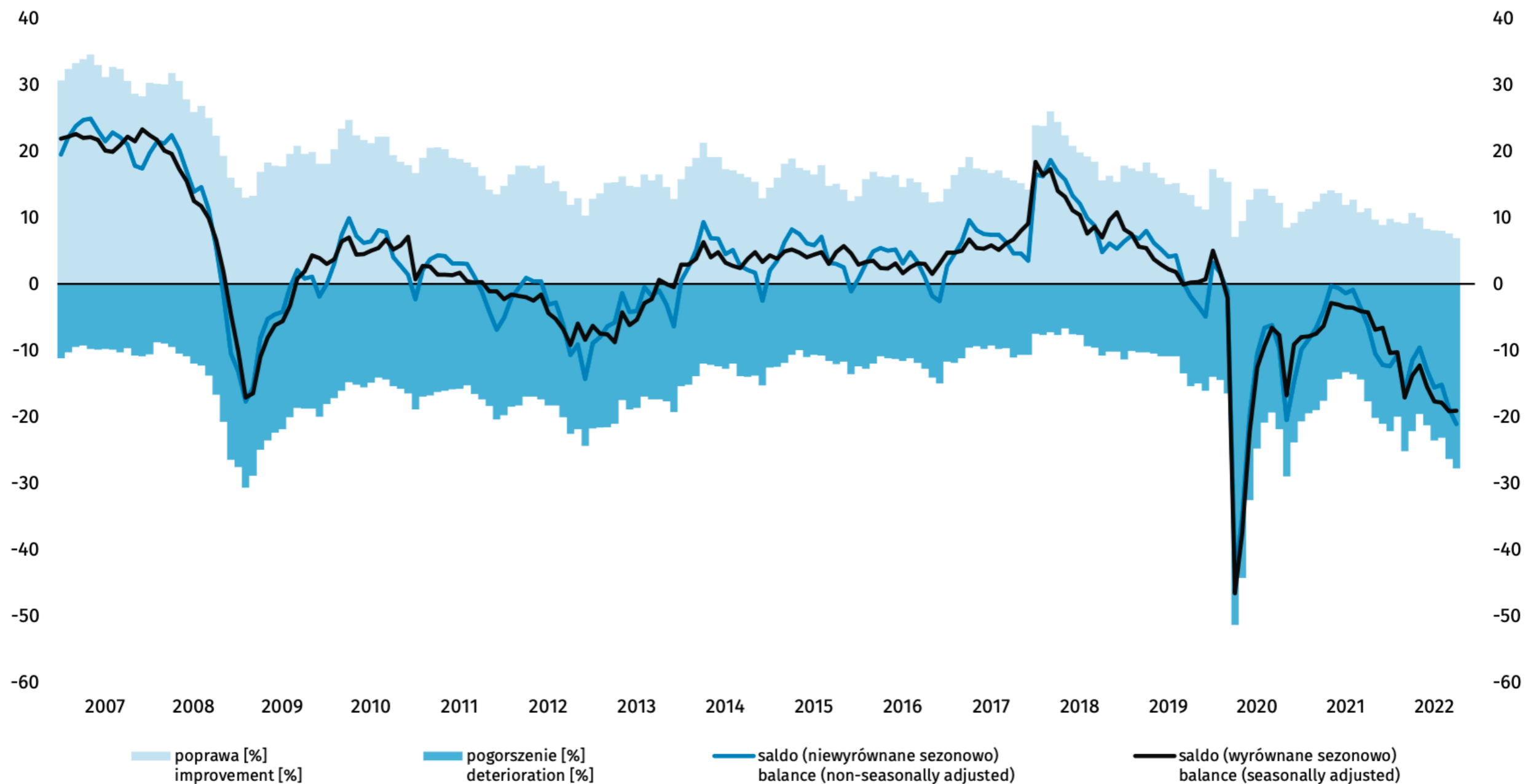
Economic impacts of the war - business tendency surveys

- Inflation
 - compared to July this year, the percentage of entities indicating that the prices of services, materials, and raw materials in the short term (next 1-3 months) and in the extended period (next 12 months) will increase faster has increased significantly
 - the most visible increase was recorded in the case of
 - construction enterprises employing 250 or more people
 - in the real estate market sector and among
 - retail trade units dealing with food sales

Economic impacts of the war - business tendency surveys

- The impact of the war in Ukraine
 - the most significant negative effects of the war in Ukraine continued to be
 - the increase in costs
 - followed by - depending on the sector of the economy -
 - disruptions in the supply chain and
 - decrease in sales/revenues
 - the problem of rising costs was most often indicated by the respondents - from 67.3% of indications among wholesale trade units to 91.5% in the real estate market service section

General business climate indicator in manufacturing section



Review of additional statistical work related to the war

- As early as April 2022
 - additional questions were introduced in the surveys currently carried out or planned, addressed to households, enterprises, social economy entities and non-profit organizations, local government units, and entities operating accommodation facilities
- Even earlier (from mid-March 2022)
 - work was started on a new, pilot study addressing refugees at reception points, aimed at characterizing people fleeing the war from Ukraine to Poland
- At the same time
 - StatsPoland was preparing a plan to use data on Ukrainian citizens residing in Poland from public administration registers and information systems

Review of additional statistical work related to the war

- To provide a legal basis for accessing data from information systems and official registers of public administration, the StatsPoland
 - actively joined the work on the Act and amendments to the Act of March 12, 2022, on assistance to Ukrainian citizens in connection with an armed conflict in the territory of that country
 - as well as preparing the regulation of the Council of Ministers amending the Statistical Work Program for 2022

Review of additional statistical work related to the war

- As a result of these activities, StatsPoland obtains now (mainly from October 2022) data from public information systems and administration registers on
 - citizens of Ukraine who have come to the territory of the Republic of Poland and those who actually take care of the child - (Border Guard)
 - social security numbers issued to Ukrainian citizens - from the Chancellery of the Prime Minister
 - education and science, including data on students from Ukraine (Ministry of Education and Science)
 - social assistance provided to refugees from Ukraine, including the types and amounts of benefits and the characteristics of recipient persons and families (Ministry of Family and Social Welfare),
 - the insured and payers of contributions - (Agricultural Social Insurance Fund, Social Insurance Institution)
 - individuals covered by healthcare insurance (National Health Fund)
 - Family Welfare Capital (support) - (Social Insurance Institution)

Social surveys: Survey of refugees

- Statistics Poland, in cooperation with the World Health Organization (WHO) conducted a pilot study in April and May 2022 among refugees from Ukraine who stayed at reception points in the Podkarpackie Voivodeship (region)
- It was followed up by a regular survey conducted from June to August 2022 in the Podkarpackie and Lubelskie voivodships.
- The study covered
 - the way and place of crossing the border; characteristics of people crossing the border due to citizenship, sex, age, and education; planned place/country of stay; intention to work in Poland, taking advantage of education, intent to return to Ukraine after the end of hostilities, health care needs in Poland, access to health care, information on vaccination against COVID-19 and vaccinations for childhood diseases, mental health, the health needs of refugees, and information on their health status in the context of WHO's planning of future assistance for this group of people

Social surveys: Survey of refugees: border crossings and reception points



Social surveys:

Extending the information scope of the surveys

- In 2022, 17 surveys were expanded to include new questions used as direct data sources in surveys, of which 16 were modified immediately following the start of the invasion (in spring 2022)
- In social surveys, additional questions were introduced in April 2022.
 - In the Household Condition Survey, questions focused primarily on the assessment of risks caused by conflict both for the respondent himself (the threat of losing a job or ceasing to conduct one's own business) as well as for the Polish economy, the sovereignty and independence
 - The scale and scope of assistance provided to Ukrainians was made through the Household Budget Survey, the European Survey of Living Conditions, and the survey on domestic and foreign travels. Questions on the involvement in helping those in need and the type of actions taken were also included in surveys of enterprises ("Business activity report"), offices of local government units ("Statistics on communes: development of the social economy," "County statistics: development of the social economy" and "Voivodship statistics: development of the social economy"), cooperatives ("Survey on cooperatives: labor, social, disabled and blind"), trade unions ("Survey on the activities of trade unions") and non-profit organizations ("Survey on cooperation, management and integration activities of selected non-profit organizations"), tourism ("Survey on the tourist accommodation facility")
 - The number of minor Ukrainian citizens in the "Survey of nurseries and children's clubs", and in "Survey of institutional foster care and day support centers"

Thank you
for your attention!

Statistics Poland
<https://stat.gov.pl/en/>

Dominik A. Rozkrut
d.rozkrut@stat.gov.pl